


Application for the Erasmus+ Blended Intensive Programme at the University of Maribor

Students must submit an application for the Erasmus+ Blended Intensive Programme at this website:
<https://studentexchange.um.si/>.

1. First, you need to create a new account on the right-hand side under “Registration for foreign students – new users”.



International Students Exchange / Mednarodna izmenjava študentov

Univerza v Mariboru

Login for registered foreign students

To log in, you must first register. If you are already registered, please log in here using your e-mail address and password you received via e-mail.

Prijava za študente Univerze v Mariboru

Prijavite se z vašo enotno digitalno identiteto. Pogoj je, da imate vsaj en aktiven študij na Univerzi v Mariboru.

Select first / izberite najprej:

- International students
- Student of the University of Maribor / Študenti Univerze v Mariboru

User name:

Year:

Exchange programme:

Erasmus+ study: choose this option if you are a student in the Erasmus+ Programme countries (EU, Iceland, Norway, Lichtenstein, Turkey, North Macedonia and Serbia) for a student mobility for studies.

Credit mobility: choose this option if you are a student in any other country (for example, Russian Federation, Bosnia and Hercegovina, Bangladesh, Senegal, Ukraine, Egypt, Albania, Belarus, etc.) for a student mobility for studies.

Blended Intensive Programme: choose this option if you are going to attend Erasmus+ (Blended) Intensive Programmes (University of Maribor Summer School).

Short-Term PhD Mobility: choose this option if you are going to participate in short-term mobility for studies/traineeships from 5 to 30 days.

Password:



Registration for foreign students - new users

Please fill in the required information and finally enter the code, then click the 'Register' button. Your password will be sent to your e-mail address.

First name:

Last name:

E-mail:


Enter the code above:

SEKVOJA

Univerza v Mariboru, Slomškovo trg 15, 2000 Maribor

2024.1.17.1

- When you have created an account, go to the login page once again. Make sure to first select “International students” on the left-hand side. Then enter the following:
 - Username: your e-mail address
 - Year: **2023/2024**
 - Exchange programme: Blended intensive programme



International Students Exchange / Mednarodna izmenjava študentov
Univerza v Mariboru

Login for registered foreign students

To log in, you must first register. If you are already registered, please log in here using your e-mail address and password you received via e-mail.

Prijava za študente Univerze v Mariboru

Prijavite se z vašo enotno digitalno identiteto. Pogoje je, da imate vsaj en aktiven študij na Univerzi v Mariboru.

Select first / izberite najprej:

International students ←

Student of the University of Maribor / Študenti Univerze v Mariboru

User name:

Year: ←

Exchange programme: ←

Erasmus+ study: choose this option if you are a student in the Erasmus+ Programme countries (EU, Iceland, Norway, Lichtenstein, Turkey, North Macedonia and Serbia) for a student mobility for studies.
Credit mobility: choose this option if you are a student in any other country (for example, Russian Federation, Bosnia and Hercegovina, Bangladesh, Senegal, Ukraine, Egypt, Albania, Belarus, etc.) for a student mobility for studies.
Blended Intensive Programme: choose this option if you are going to attend Erasmus+ (Blended) Intensive Programmes (University of Maribor Summer School).
Short-Term PhD Mobility: choose this option if you are going to participate in short-term mobility for studies/traineeships from 5 to 30 days.

Password:

Login / Prijava



Registration for foreign students - new users

Please fill in the required information and finally enter the code, then click the 'Register' button. Your password will be sent to your e-mail address.

First name:

Last name:

E-mail:

Enter the code above:

Register

SEKVOJA Univerza v Mariboru, Slomškovo trg 15, 2000 Maribor 2024.1.17.1

- Once you log in, click on “New application”.
- Enter the required fields marked with an asterisk with your personal details and the details of your home institution as indicated on the form.
- Under “Host institution”, choose the faculty that organises your BIP: **Faculty of Health Sciences**.
- Under “Name of the Blended Intensive Programme” enter the name of the BIP you’re applying for: **Interactive Geriatric Palliative Care**.
- Click on “**Confirm application**”.