




Univerza v Mariboru

Slomškovo trg 15
2000 Maribor, Slovenija

Application for the Erasmus+ Blended Intensive Programme at the University of Maribor

Students must submit an application for the Erasmus+ Blended Intensive Programme at this website:
<https://studentexchange.um.si/>.

1. First, you need to create a new account on the right-hand side under “Registration for foreign students – new users”.



International Students Exchange / Mednarodna izmenjava študentov

Login for registered foreign students

In order to log in, you must register first. If you are registered, please log in here with your E-mail address and password, you received by E-mail

Prijava za študente Univerze v Mariboru

Prijavite se z vašo enotno digitalno identiteto. Pogoj je, da imate vsaj en aktiven študij na Univerzi v Mariboru.

International students
 Študenti Univerze v Mariboru

User Name:

Year:

Exchange programme:

Students from Erasmus+ Program countries (EU, Iceland, Norway, Lichtenstein, Turkey, North Macedonia, or Serbia), please choose the option Erasmus+ study.

Students from all other countries (for example, Russian Federation, Bosnia and Hercegovina, Bangladesh, Senegal, Ukraine, Egypt, Albania, Belarus, etc.), please choose the option Credit mobility.

Blended intensive programme

Password:



Registration for foreign students - new users

Please fill in the required information and finally enter the code and click on the button Register.
Please fill in your full First name and full Last name.
Your password will be sent on your E-mail address.

Full First name:

Full Last Name:

Email:

Enter text:

SEKVOJA

Univerza v Mariboru, Slomškovo trg 15, 2000 Maribor

2023.3.20.1

- When you have created an account, go to the login page once again. Make sure to first select “International students” on the left-hand side. Then enter the following:
 - Username: your e-mail address
 - Year: 2023/2024
 - Exchange programme: Blended intensive programme

The screenshot shows the website for the International Students Exchange at the University of Maribor. It is divided into two main sections: 'Login for registered foreign students' and 'Registration for foreign students - new users'.

Login for registered foreign students: This section includes instructions to log in with an email and password. Below this is the heading 'Prijava za študente Univerze v Mariboru' (Application for students of the University of Maribor). It contains a radio button selection for 'International students' (highlighted with a red arrow) and 'Študenti Univerze v Mariboru'. Below are input fields for 'User Name' (your e-mail), 'Year' (2023/24), and 'Exchange programme' (Blended intensive programme, also highlighted with a red arrow). A 'Login / Prijava' button is at the bottom.

Registration for foreign students - new users: This section asks for full first and last names, email, and a password. It features a CAPTCHA image with the text 'P7 3 EX' and a 'Register' button.

At the bottom of the page, there is a footer with 'SEKVOJA', the university's name and address, and the date '2023.3.20.1'.

- Once you log in, click on “New application”.
- Enter the required fields marked with an asterisk with your personal details and the details of your home institution as indicated on the form.
- Under “Host institution”, choose the faculty that organises your BIP: **Faculty of Health Sciences**.
- Under “Name of the Blended Intensive Programme” enter the name of the BIP you’re applying for: **Simulation and Games in Nursing Education**.
- Click on “Confirm application”.